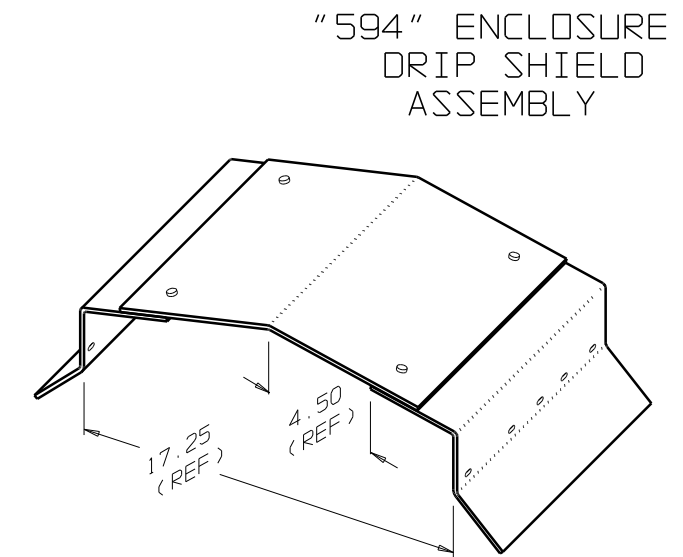
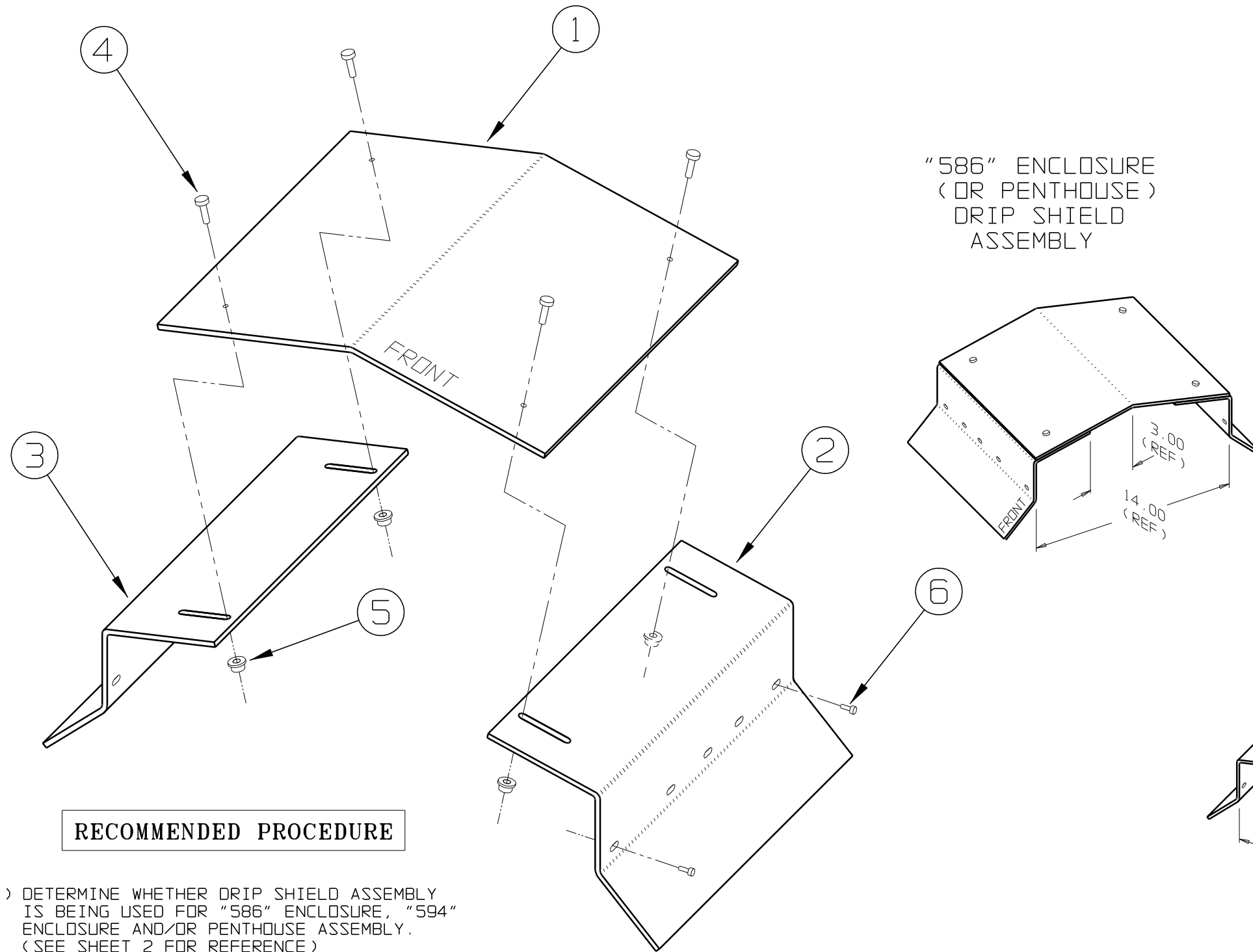


**BILL OF MATERIAL: EI0191-00**

ITEM NUMBER	PART No.	DESCRIPTION	QUANTITY PER ASSY
①	FE0603-00	BKT, DRIP SHIELD, TOP, AT10	1
②	FE0602-00	BKT, DRIP SHIELD, RIGHT SIDE, AT10	1
③	FE0602-01	BKT, DRIP SHIELD, LEFT SIDE, AT10	1
④	PE0035-06	SCW, ZPS, 10-32X.5 RHMS	4
⑤	PE0269-06	NUT, ZPS, SER-HX-FG-LK, 10-32	4
⑥	PE0291-01	SCW, ZPS, PHSWH, TYPE-F, 8/32X.5	4
-	JA0092-00	CUSTOMER INSTRUCTIONS	1

TORQUE SPECIFICATIONS	
BOLT SIZE	TORQUE RANGE
8	10-15
10	16-24
1/4	57-77
5/16	119-158
3/8	17-23 (*)
1/2	43-57 (*)

ALL TORQUE RANGES ARE IN IN-LBS EXCEPT AS NOTED (\*) RATED IN FT-LBS

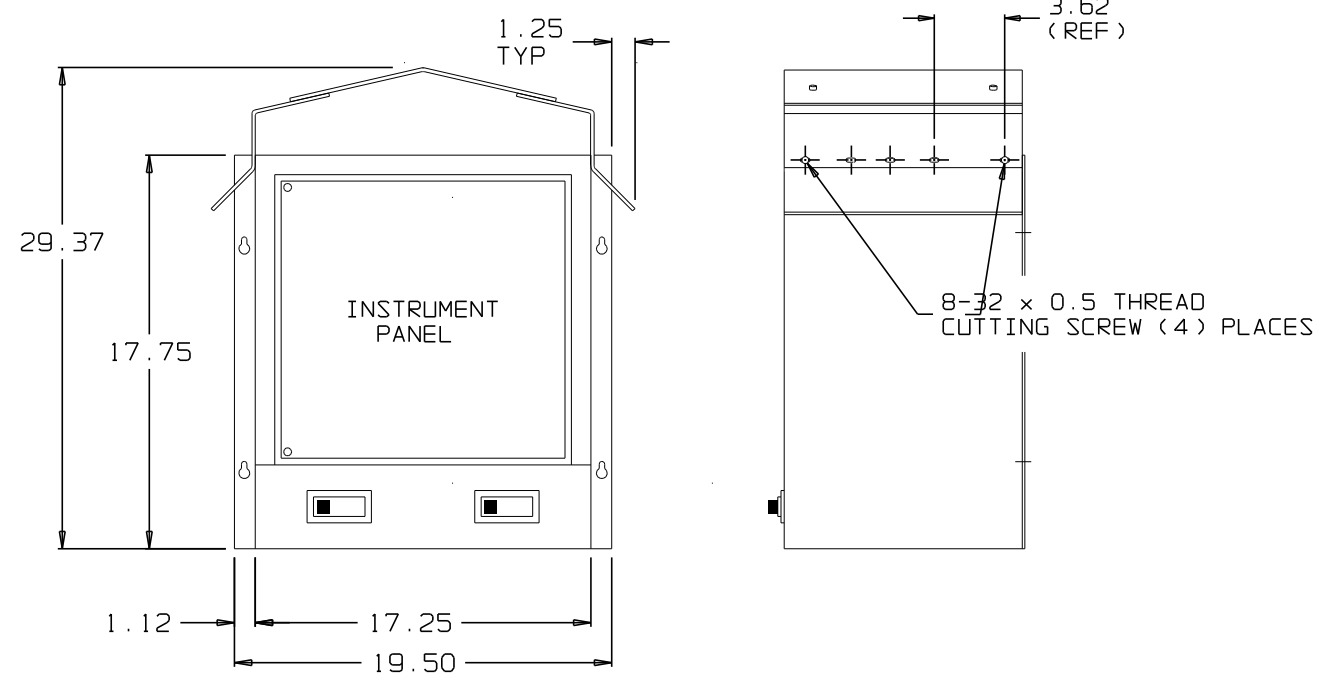


**RECOMMENDED PROCEDURE**

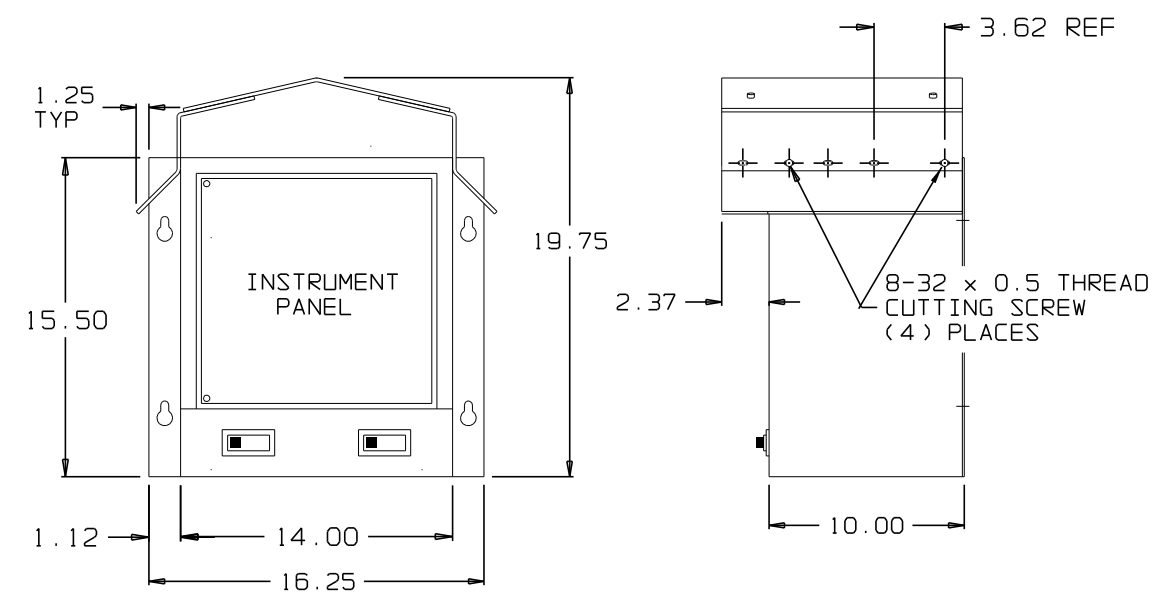
- 1) DETERMINE WHETHER DRIP SHIELD ASSEMBLY IS BEING USED FOR "586" ENCLOSURE, "594" ENCLOSURE AND/OR PENTHOUSE ASSEMBLY. (SEE SHEET 2 FOR REFERENCE)
- 2) MOUNT (ITEM 1) TO (ITEM 2) AND (ITEM 3) WITH 10-32 HARDWARE (SUPPLIED), AS SHOWN IN DIAGRAM. NOTE REFERENCE DIMENSIONS FOR DIFFERENT ASSEMBLIES.
- 3) MOUNT ASSEMBLED DRIP SHIELD (ITEMS 1, 2 & 3) TO RESPECTIVE AT10 ENCLOSURE WITH (4) 8-32 THREAD-CUTTING SCREWS (ITEM 6). SEE SHEET 2 FOR LOCATING DIMENSIONS AND USAGE OF HOLE PATTERN. (THE ENCLOSURE IS PRE-DRILLED, READY TO ACCEPT MOUNTING SCREWS. DO NOT REDRILL ENCLOSURE HOLES!)

				THIRD ANGLE PROJECTION			
		DRAWN BY PAC		040692		TITLE CUSTOMER INSTALLATION INSTRUCTIONS AT10.1 GROUP I DRIP SHIELD ACSY: EI0191-00	
1		9736		042293		DRAWING No JA0092-00	
0		8696		040692		REV 1C <b>B</b>	
REV	ECN No	DATE	APP	UNLESS OTHERWISE NOTED DIMENSIONS ARE IN INCHES. TOLERANCES ARE:		SCALE NTS	PART No JA0092-00
						SHEET 1 OF 2	

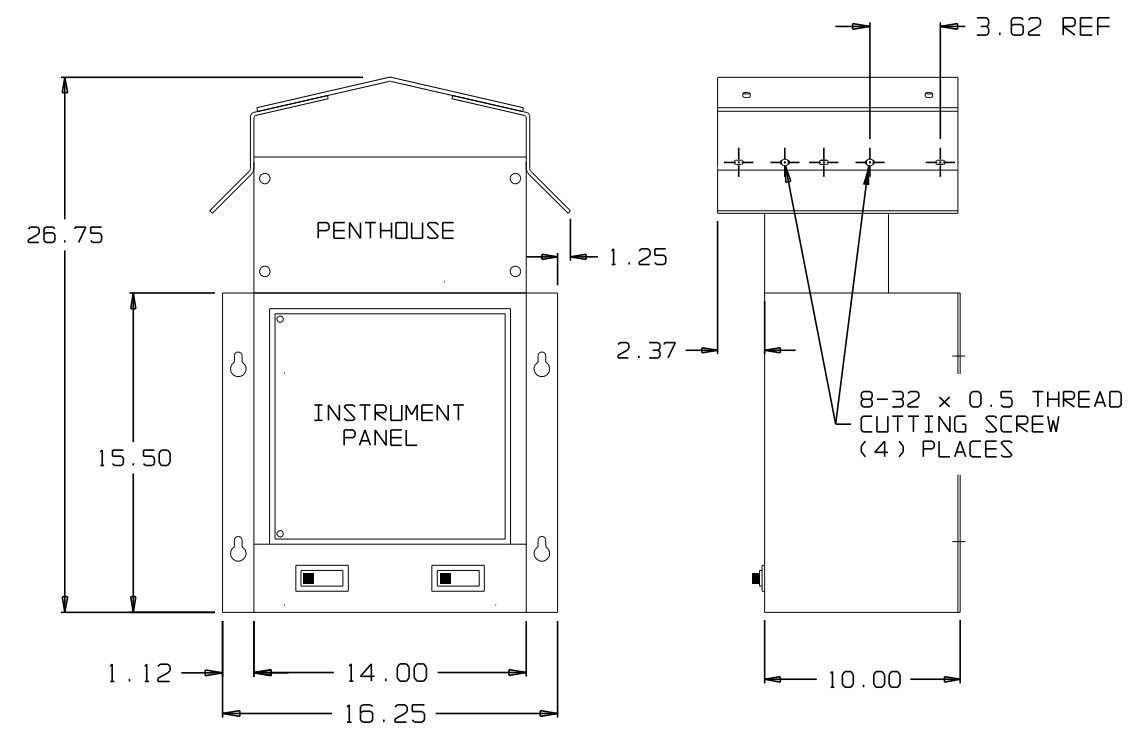
"594" ENCLOSURE WITHOUT PENTHOUSE



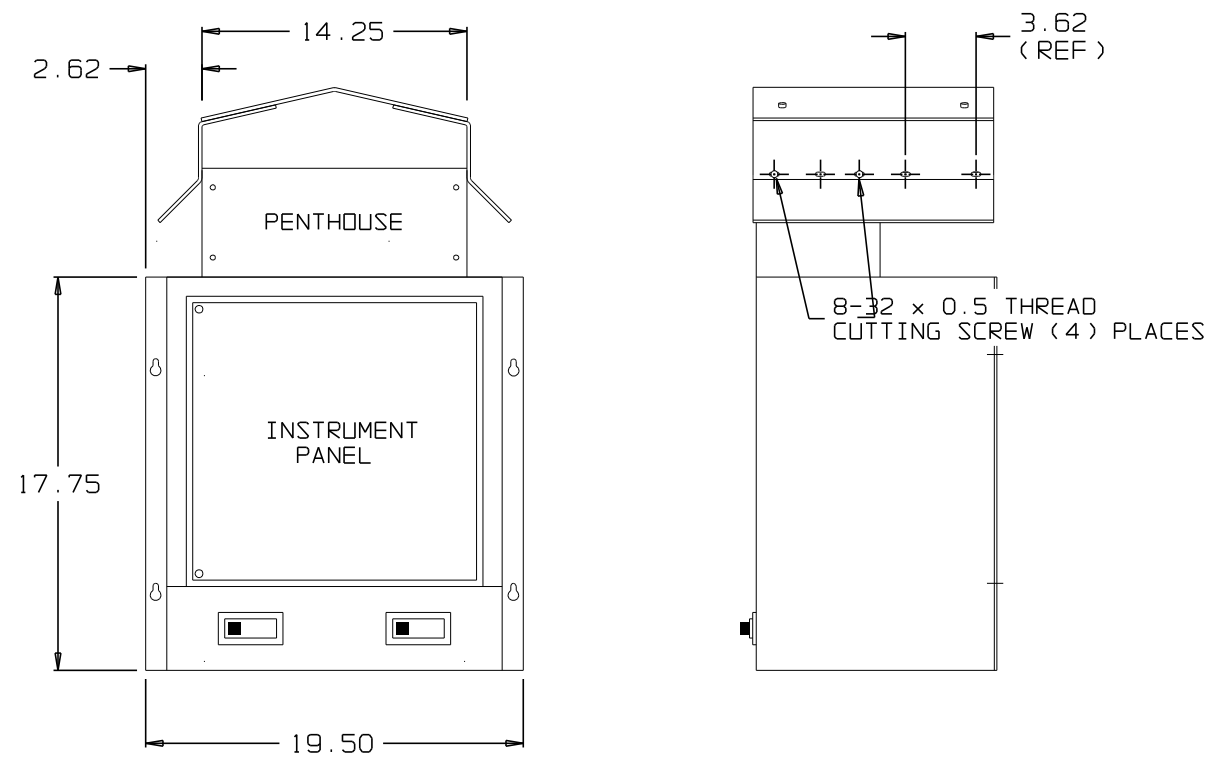
"586" ENCLOSURE WITHOUT PENTHOUSE



"586" ENCLOSURE WITH PENTHOUSE



"594" ENCLOSURE WITH PENTHOUSE



THIRD ANGLE PROJECTION		TITLE CUSTOMER INSTALLATION INSTRUCTIONS AT10.1 GROUP I DRIP SHIELD ACSY: EI0191-00	
DRAWN BY PAC APPROVED WAH	040692 040792	DRAWING No <b>JA0092-00</b>	REV 1C <b>B</b>
UNLESS OTHERWISE NOTED DIMENSIONS ARE IN INCHES. TOLERANCES ARE:		SCALE NTS	PART No JA0092-00 SHEET 2 OF 2