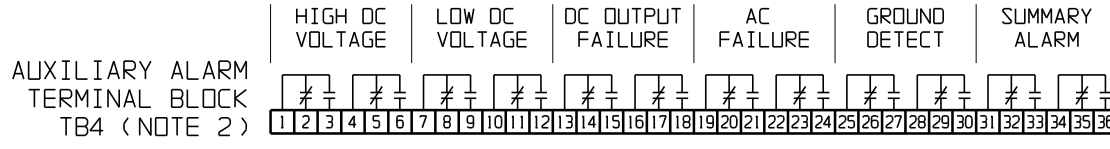


INPUT	JUMPER
120	H1-H3, H2-H5
208	H2-H4 (2)
240	H2-H3 (2)

STANDARD TRANSFORMER (NOTE 4)

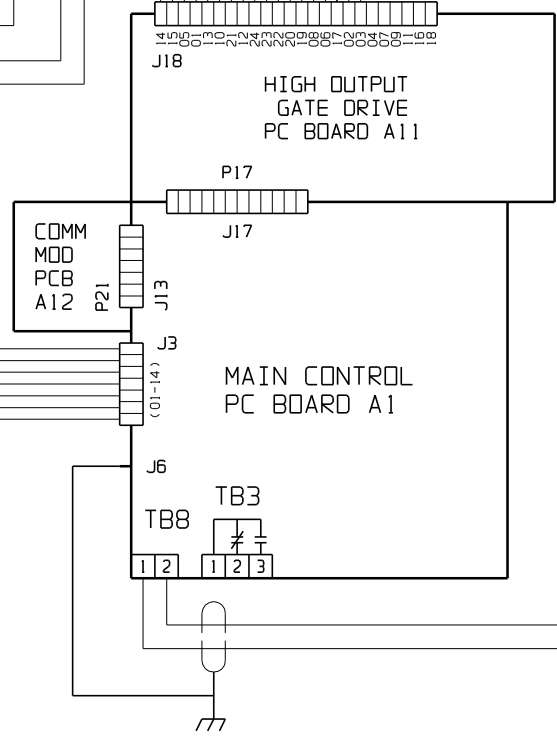
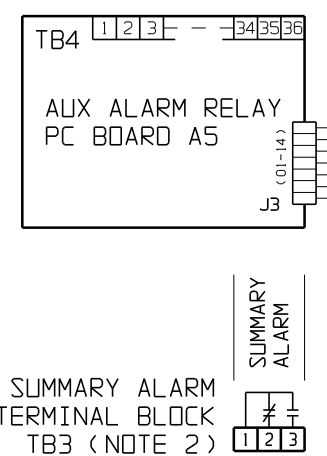
A C I N P U T (NOTE 8)  
120/208/240 OR 480V-1Ø-60Hz

O U T P U T  
D C #VDC-##ADC



**NOTES:**

- FOR COMPONENT DETAILS OF ALL PC BOARDS (A1, A5, A11, etc.) SEE DRAWING JE5030-2#.
- ALL ALARM CONTACTS SHOWN IN NON-ALARM STATE. CONTACT RATING IS 0.5A @ 125VAC/VDC RESISTIVE.
- WHEN REMOTE SENSE IS USED, THE VOLTAGE SENSE LEADS RUN FROM A11-J18-06 TO REMOTE SENSE(-), AND FROM A11-J18-08 TO REMOTE SENSE(+). REFER TO CONNECTION DIAGRAM FOR WIRING DETAILS.
- UNLESS SPECIALLY ORDERED, POWER ISOLATION TRANSFORMER (T1) IS NOT RE-TAPPABLE, AND IS ONLY RATED FOR LISTED AC INPUT VOLTAGE. OPTIONAL 480VAC INPUT TRANSFORMER (T1) DOES NOT FEATURE TAPS (H2, H3 & H4).
- AC INPUT PROTECTION CONSISTS OF TWO (2) FUSES (F1/F2) IN SERIES WITH ONE (1) 2-POLE CIRCUIT BREAKER (CB1).
- DC OUTPUT PROTECTION CONSISTS OF TWO (2) FUSES (F3/F4) IN SERIES WITH ONE (1) 2-POLE CIRCUIT BREAKER (CB2).
- BALLAST RESISTORS (R3A/R3B) ARE FEATURED EXTERNALLY AS SHOWN FOR 130VDC UNITS. 48VDC UNITS FEATURE ONE (1) EXTERNAL BALLAST RESISTOR (R3). FOR 12 & 24VDC UNITS, BALLAST RESISTOR (R3) IS FEATURED INTERNALLY ON GATE DRIVE PC BOARD (A11), AND J18-19 CONNECTION IS NOT USED.
- SPECIAL AC INPUT VOLTAGE OPTIONS ALSO AVAILABLE:  
220, 380 OR 416 VAC 50/60 Hz



**FEATURED OPTIONS:**

- AC INPUT CKT BKR & FUSES
- DC OUTPUT CKT BKR & FUSES
- AUXILIARY RELAY PC BOARD
- DC OUTPUT FILTERING
- BATT ELIMINATOR FILTER
- EXTERNAL TEMPCO PROBE
- LIGHTNING ARRESTOR

				THIRD ANGLE PROJECTION				
2	E2141	091305		DRAWN BY	MCR	022003	TITLE	AT10.1 SERIES BATTERY CHARGER SCHEMATIC: GROUP II (30-100ADC) - W/ALL COMMON OPTIONS
1	E1203	040703	<i>QA</i>	APPROVED	<i>QA</i>	022003	DRAWING No	JE5032-99
0	E1142	022003	<i>QA</i>	UNLESS OTHERWISE NOTED DIMENSIONS ARE IN INCHES. TOLERANCES ARE:			REV	2
REV	ECN No	DATE	APP	SCALE		NTS	PART No	JE5032-99
							SHEET	1 OF 1