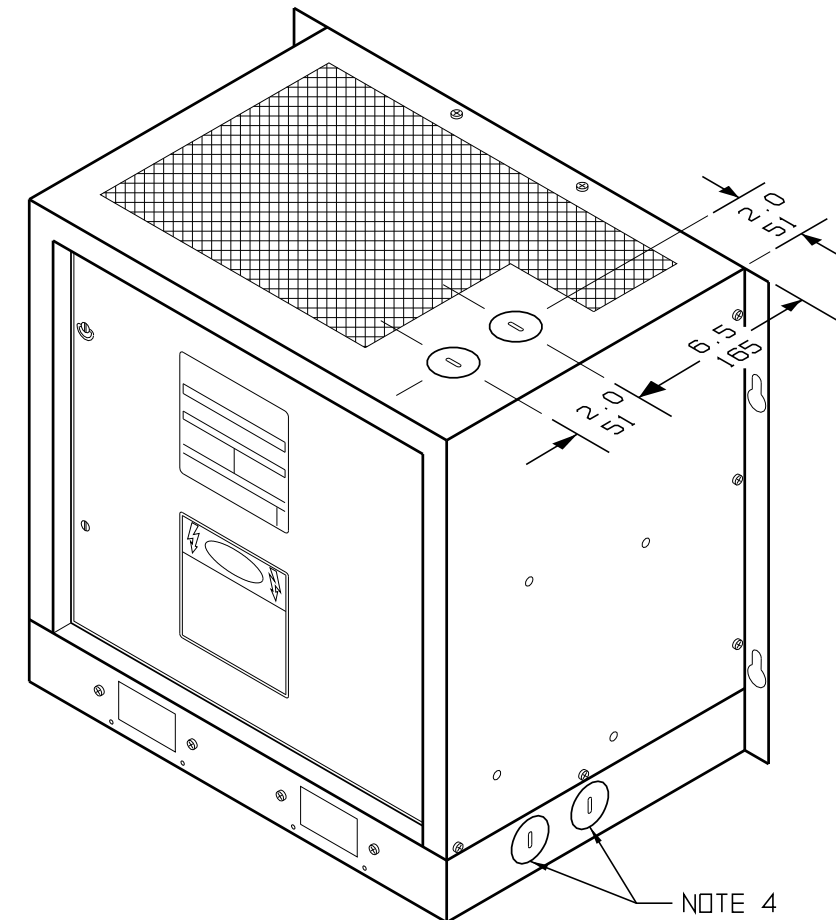
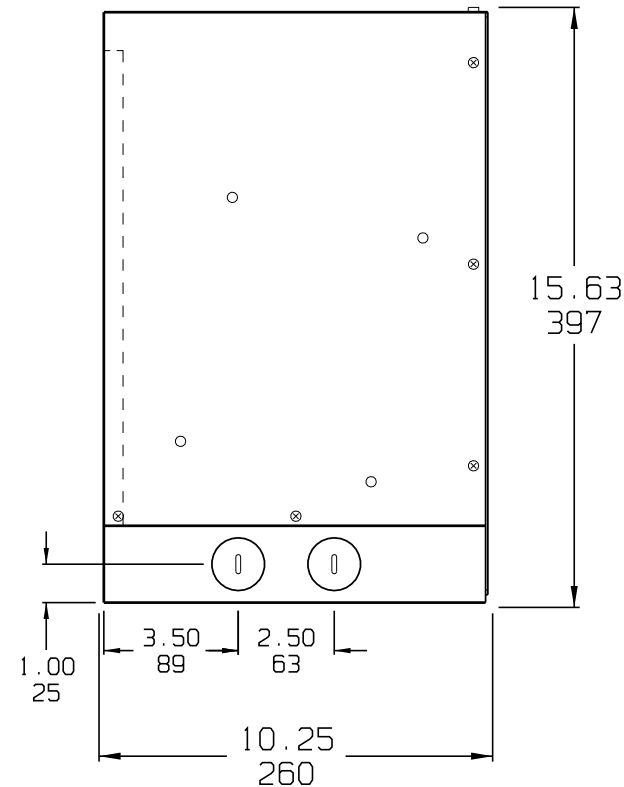
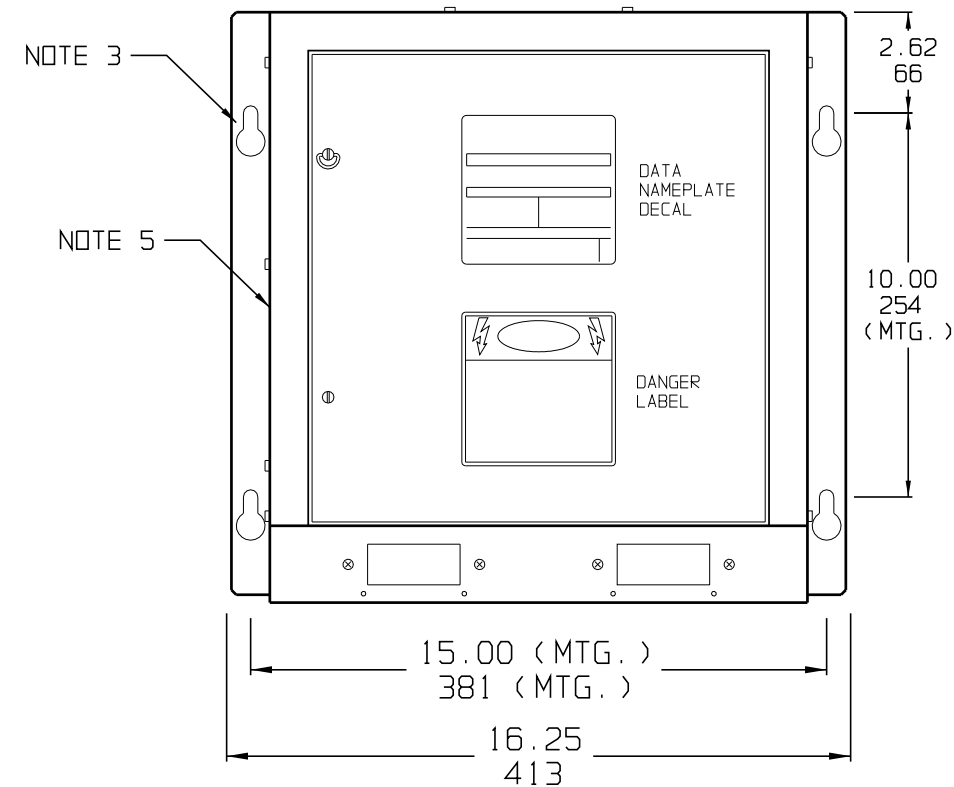


PART No.	VOLTAGE RATING	CURRENT RATING
EJ5144-20	250 VDC	50 ADC
EJ5144-24	600 VDC	50 ADC



NOTES:

- 1) ENCLOSURE IS A NEMA TYPE 1 / IP20 TOP-VENTED STEEL CABINET WITHOUT GASKETS. FINISH IS ANSI-61 GRAY EPOXY POWDERCOAT.
- 2) ALLOW 6in / 152mm OF FREE AIR ON ALL VENTED SURFACES FOR COOLING.
- 3) FOUR (4) KEY-HOLE SLOTS ARE PROVIDED ON BACK OF ENCLOSURE AS SHOWN, FOR WALL-MOUNTING WITH 0.25in / 6.25mm HARDWARE.
- 4) FOUR (4) 1.31in / 33mm DIA KNOCKOUTS ARE PROVIDED AS SHOWN, WITH TWO (2) ADDITIONAL KNOCKOUTS FEATURED ON BOTTOM PANEL OF ENCLOSURE. USE OF ANY OF THESE FOUR (4) LOWER CONDUIT KNOCKOUTS WILL ALLOW REMOVAL OF CABINET SHROUD WITHOUT REMOVAL OF EXTERNAL WIRING.
- 5) BEST BATTERY SELECTOR SHIPPING WEIGHT: APPROXIMATELY 50 lb / 23 kg

FUNCTION:

A) STEERING DIODES LINK TWO (2) BATTERY CHARGER DC OUTPUT BUSES TO COMMON LOAD WITHOUT LINKING BATTERY BANKS TOGETHER. SEE OPERATING INSTRUCTIONS (JA5065-00).

DUAL DIMENSIONS in mm

2	27441	021720		TITLE BEST BATTERY SELECTOR OUTLINE: NEMA-1 STYLE-586 ENCLOSURE (50A)
1	24848	040815		
0	23735	052913	DRAWN BY MCR 093010	DRAWING No JE5138-00
-	-----	-----	ELECTRONIC APPROVAL SIGNATURES MAINTAINED BY MFG ECN LOG	REV 2 <b>B</b>
A	N/A	093010	UNLESS OTHERWISE NOTED DIMENSIONS ARE IN INCHES. TOLERANCES ARE:	SCALE NTS PART No JE5138-00 SHEET 1 OF 1
REV	ECN No	DATE		