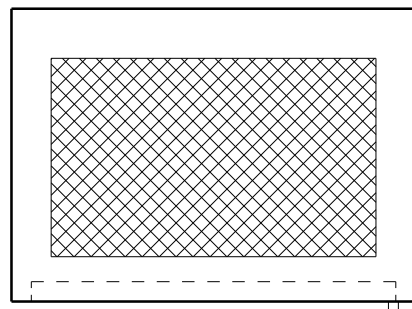
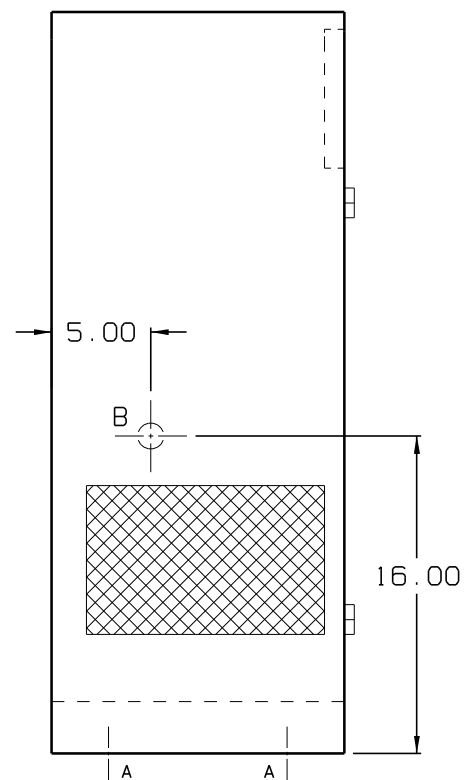


TOP VIEW

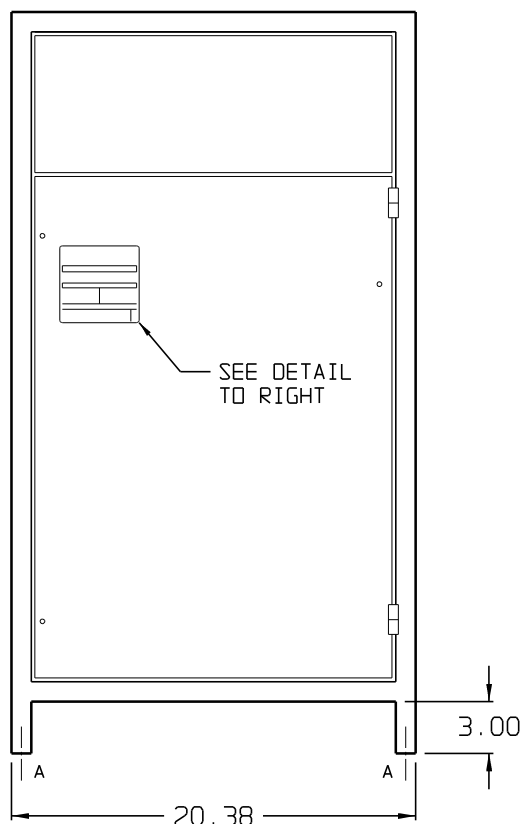


HOLE	DIA.	QTY.	APPLICATION
A	0.625	4	FLOOR MOUNTING
B	1.313	3	PRE-FAB CONDUIT KNOCKOUT FOR 1in CABLE (2-R / 1-L)

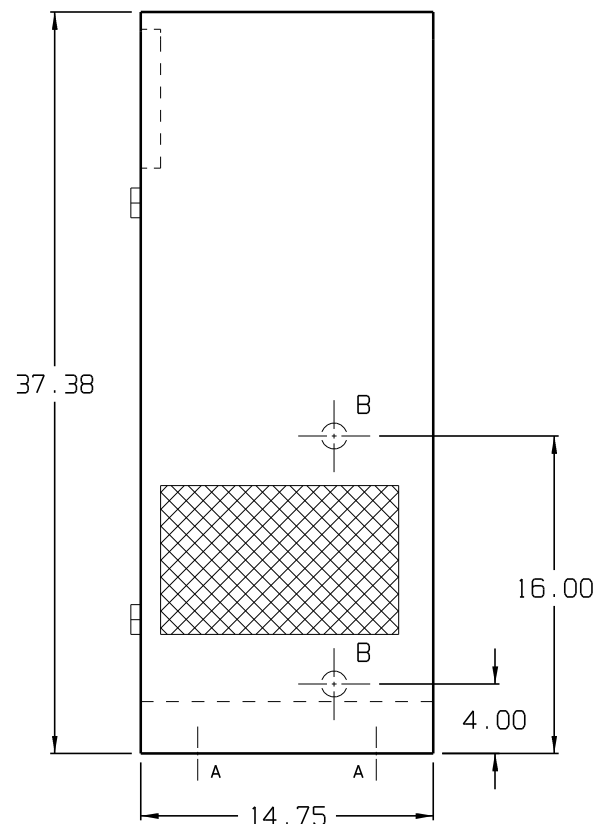
LEFT SIDE VIEW



FRONT VIEW



RIGHT SIDE VIEW



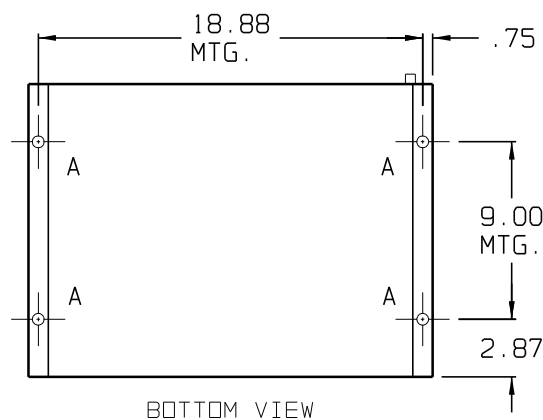
STEERING DIODE ASSEMBLY

MODEL No. EJ5114-XX  
SERIAL No. CUSTPO#/SALES#

RATING	
	0-250 VDC
	0-100 ADC

NOTES:

- 1) ENCLOSURE IS A NEMA-1 TYPE STEEL CABINET WITHOUT GASKETS, FINISH IS ANSI-61 GRAY EPOXY POWDERCOAT.
  - 2) ALLOW 12in (305mm) OF FREE AIR IN FRONT AND ON TOP OF CABINET FOR VENTILATION.
  - 3) STANDARD PRE-FAB SIDE CONDUIT KNOCK-OUTS SHOWN, ENCLOSURE MAY BE FIELD-MODIFIED BY INSTALLER IF REQUIRED.
- 3) STEERING DIODE ASSEMBLY SHIPPING WEIGHT: APPROXIMATELY 35 lbs.**
- FUNCTION:
- 1) STEERING DIODES LINK TWO (2) BATTERY CHARGER DC OUTPUT BUSES TO COMMON LOAD WITHOUT LINKING BATTERY BANKS TOGETHER. SEE OPERATING INSTRUCTIONS (JA5065-00).



BOTTOM VIEW

				 THIRD ANGLE PROJECTION		
		DRAWN BY MCR 071207		TITLE STEERING DIODE ASSEMBLY OUTLINE: NEMA-1 STYLE-2 ENCLOSURE		
		APPROVED		DRAWING No JE5138-02		REV A
A	N/A	071207		SCALE NTS		PART No EJ5114-XX SHEET 1 OF 1
REV	ECN No	DATE	APP	UNLESS OTHERWISE NOTED DIMENSIONS ARE IN INCHES. TOLERANCES ARE:		