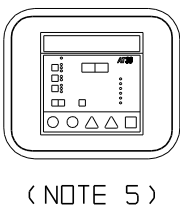


LIFTING EYE BOLTS

1.75
44



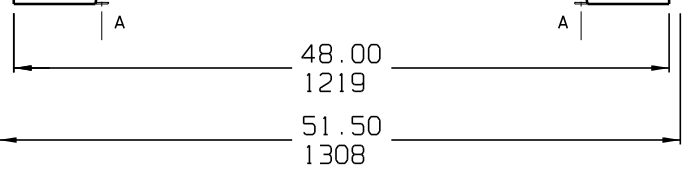
(NOTE 5)

PADLOCK HASP AND STAPLE

DOOR CLAMPS (NOTE 1)

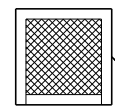
FILTERED AIR INTAKE (NOTES 2+3)

1.75
44

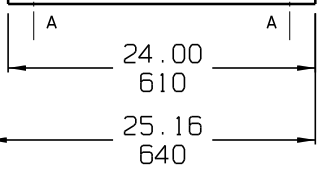


67.00
1702

3.00
76

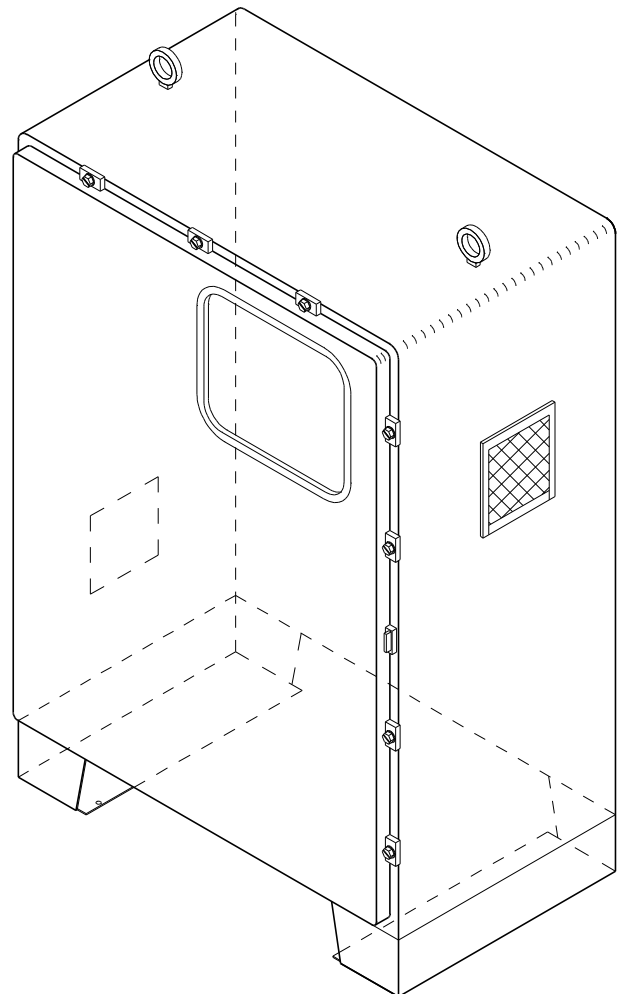


FILTERED AIR EXHAUST (NOTE 3)



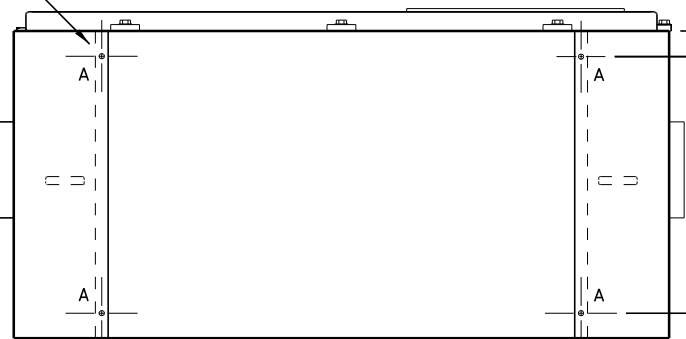
HOLE	DIA.	QTY.	APPLICATION
A	0.438	4	FLOOR MOUNTING

NEMA-4/12 ENCLOSURES FEATURE NO PROVISIONS FOR CONDUIT ENTRANCE. ENCLOSURE SHOULD BE FIELD-MODIFIED BY INSTALLER AS NEEDED FOR I/O.



NOTE 4

2.00
51



32.25
819
MTG.

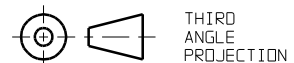
6.87
174

20.00
508
MTG.

NOTES:

- ENCLOSURE IS A NEMA TYPE 4 (MEETS NEMA-12/13) / IP65 STEEL CABINET WITH A GASKETED DOOR. FINISH IS ANSI-61 GRAY EPOXY POWDERCOAT.
- EXTERNALLY POWERED COOLING FAN MOUNTED INSIDE CABINET.
- ALLOW 12in / 305mm OF FREE AIR ON SIDES OF CABINET FOR VENTILATION.
- CABINET IS FLOOR MOUNTED AND EXTERNALLY WIRED PER TABLE ABOVE.
- SEALED ACRYLLIC WINDOW PROVIDED TO VIEW INTERNAL INSTRUMENT PANEL.
- SHIPPING WEIGHTS OF AT30 BATTERY CHARGERS IN NEMA-4 CABINETS DIFFER BY MODEL, SEE PRODUCT LITERATURE FOR APPROXIMATE WEIGHTS.

DUAL DIMENSIONS in mm



THIRD ANGLE PROJECTION

B	-N/A-	041513	DRAWN BY	MCR	041008	TITLE AT30 SERIES ENCLOSURE OUTLINE: NEMA-4 (12/13) STYLE-5039 VENTED CABINET	
A	-N/A-	041008	APPROVED			DRAWING No	JE5198-00
REV	ECN No	DATE	UNLESS OTHERWISE NOTED DIMENSIONS ARE IN INCHES. TOLERANCES ARE:			REV	B
			SCALE	NTS	PART No	JE5198-00	SHEET 1 OF 2