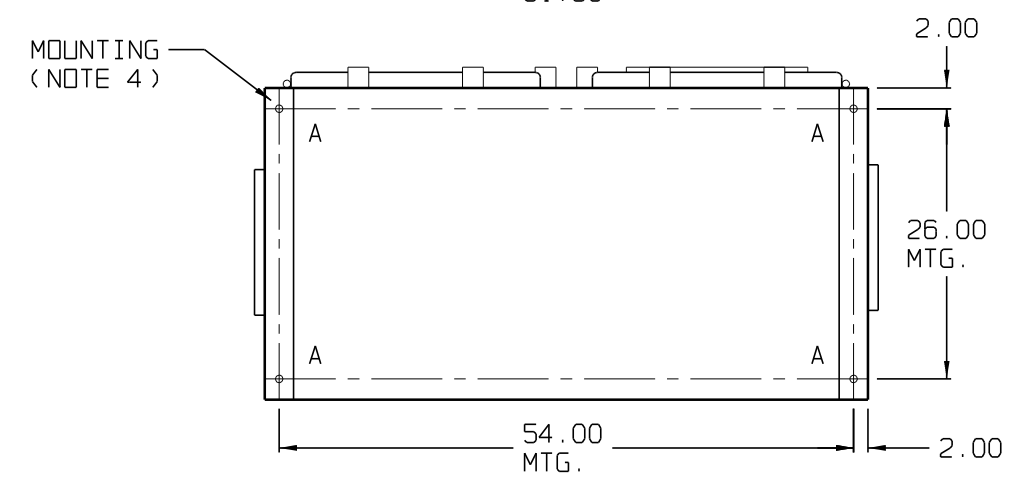
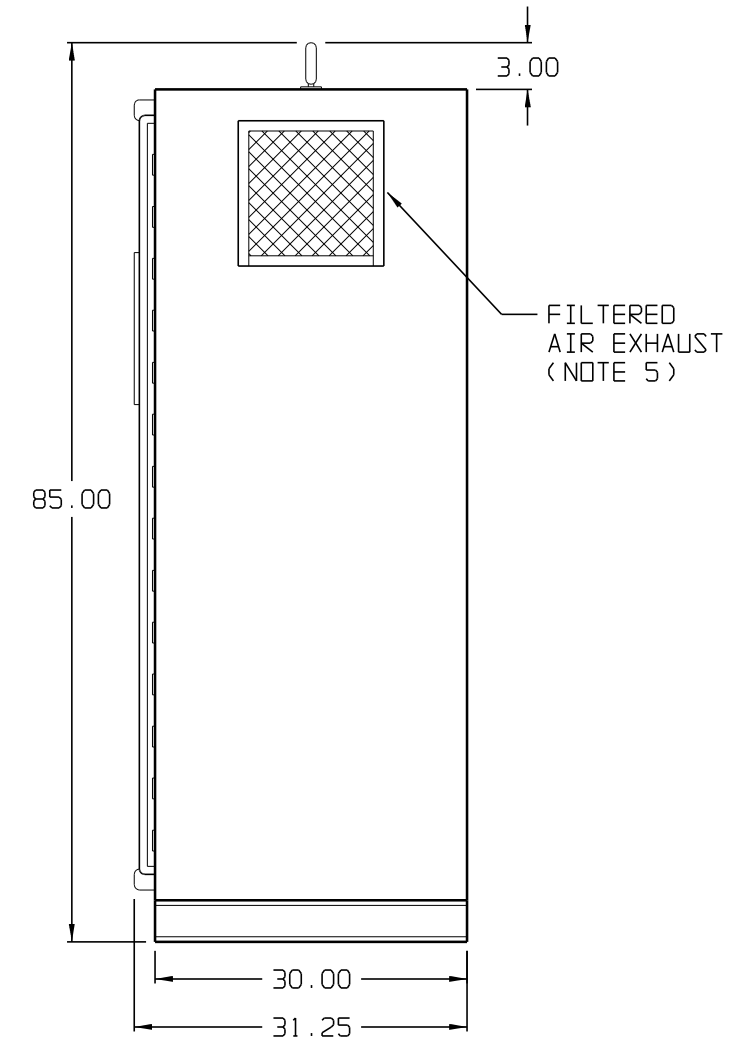
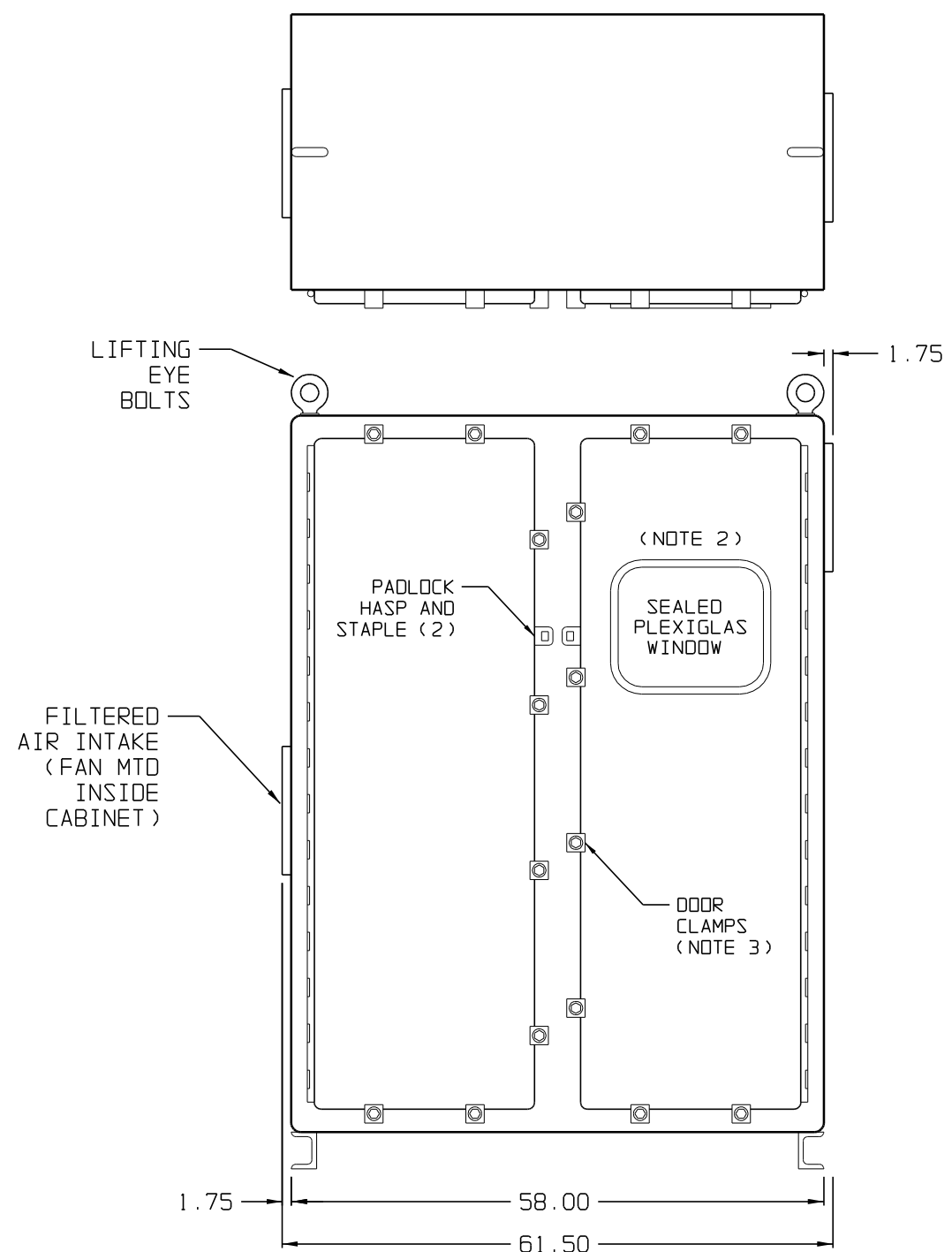


HOLE	DIA.	QTY.	APPLICATION
A	0.625	4	FLOOR MOUNTING

NEMA-4/12 ENCLOSURES FEATURE NO PROVISIONS FOR CONDUIT ENTRANCE. ENCLOSURE SHOULD BE FIELD-MODIFIED BY INSTALLER AS NEEDED FOR I/O.



NOTES:

- 1) BATTERY CHARGER SHIPPING WEIGHT: APPROXIMATELY: (see product literature)
- 2) PLEXIGLAS WINDOW PROVIDED TO VIEW INTERNAL INSTRUMENT PANEL.
- 3) ENCLOSURE IS A NEMA-4 TYPE STEEL GASKETED CABINET, FINISH IS ANSI-61 GRAY EPOXY POWDERCOAT.
- 4) ENCLOSURE IS FLOOR-MOUNTED AS SHOWN IN TABLE ABOVE.
- 5) ALLOW 12" OF FREE AIR ON SIDES OF CABINET FOR VENTILATION.

			 THIRD ANGLE PROJECTION			
			DRAWN BY MCR 040308	TITLE AT30 BATTERY CHARGER OUTLINE: NEMA-4/12 STYLE-5046 VENTED ENCLOSURE		
			ELECTRONIC APPROVAL SIGNATURES MAINTAINED BY MFG ECN LOG		DRAWING No JE5199-00	
			UNLESS OTHERWISE NOTED DIMENSIONS ARE IN INCHES. TOLERANCES ARE:		REV A B	
REV	ECN No	DATE			SCALE	NTS
					PART No	JE5199-00
					SHEET	1 OF 1