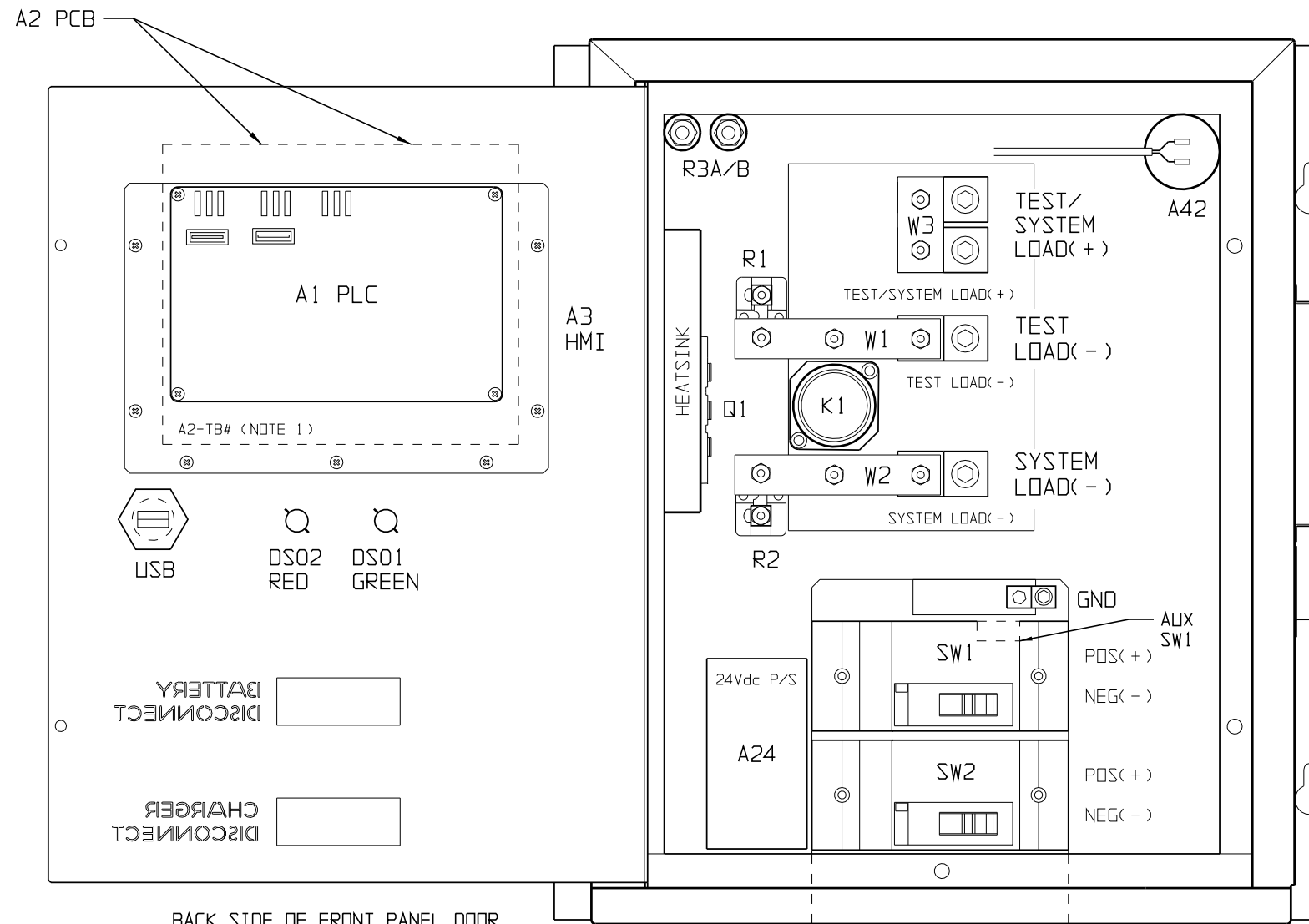
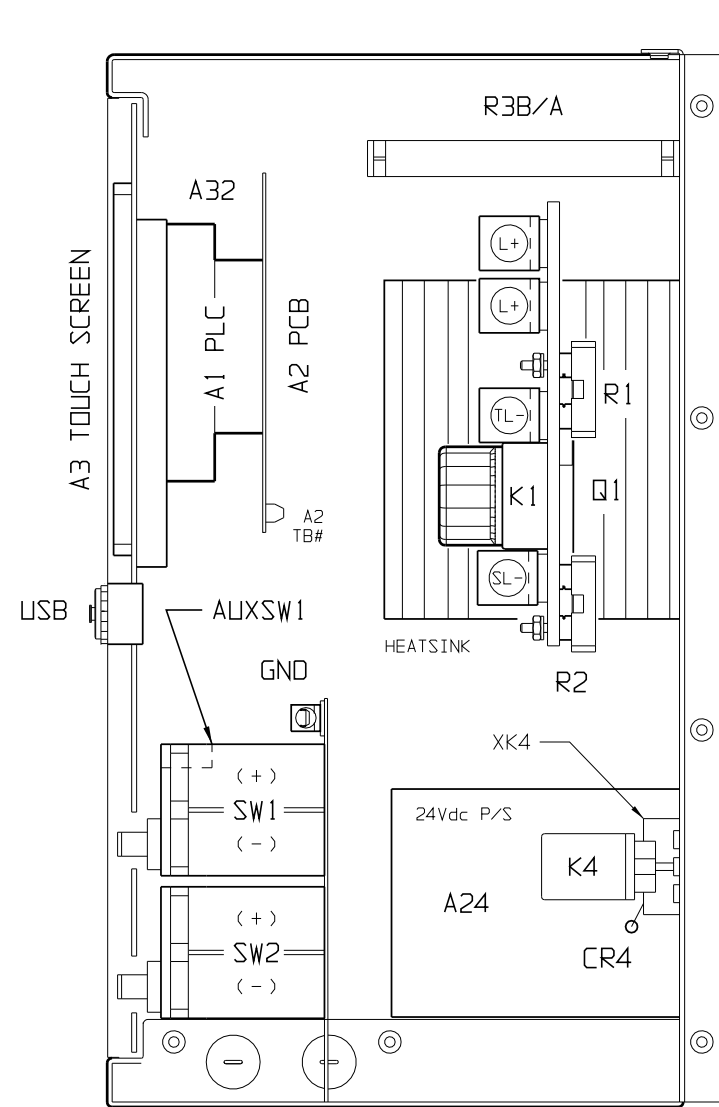
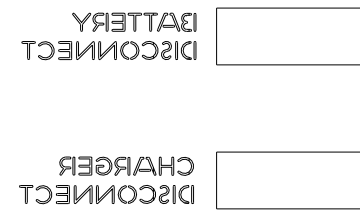


NOTES:

1) INTERFACE I/O PC BOARD (A2) NOT SHOWN TO DISPLAY COMPONENTS (A1/A3) UNDERNEATH. SEE INTERFACE DETAIL DRAWING (JE5264-00) FOR PCB LAYOUT AND USER SIGNAL TERMINALS (TB1 THRU TB6).



SYM	STANDARD COMPONENT DESCRIPTION
A1	PROGRAMMABLE LOGIC CONTROLLER
A2	DCSW INTERFACE I/O PC BOARD
A3	HUMAN MACHINE INTERFACE (HMI)
A10	EXTERNAL BATTERY TEMP RPOBE
A24	24V 10A DC POWER SUPPLY
A32	32Gb SD MEMORY FLASH CARD (MOUNTED IN FAR SIDE OF A1)
A42	INTERNAL AMBIENT TEMP RPOBE
AUXSW1	BATTERY DISC (SW1) AUX SWITCH
CR4	BATTERY OPEN TEST CLAMPING DIODE
DS01	HHS GREEN "GO" STATUS LED
DS02	HHS RED "ALARM" STATUS LED
GND	USER GROUND (EARTH) TERMINAL
K1	MAIN DC CONTACTOR
K4	BATTERY OPEN TEST RELAY
Q1	FAILSAFE BYPASS SWITCH (SCR MOD)
R1	BATTERY CURRENT DC SHUNT
R2	CHARGER CURRENT DC SHUNT
R3	BATTERY OPEN TEST LOAD RESISTOR
SW1	BATTERY DISCONNECT SWITCH (HD2)
SW2	CHARGER DISCONNECT SWITCH (HD2)
USB	UNIVERSAL SERIAL BUS CONNECTION
W1	COPPER BUS BAR (NEG- LOAD)
W2	COPPER BUS BAR (NEG- SYSTEM)
W3	COPPER BUS BAR (POS+ TEST/SYS)



BACK SIDE OF FRONT PANEL DOOR

(TO BE PLACED NEAR BATTERY CELL)

I/O TERMINAL	DESCRIPTION - TYPE	CONNECTION
SW1(+/-)	BATTERY DC INPUT TERMINALS - SWITCH CU-AL COMP LUG	#14-2/0 AWG
SW2(+/-)	CHARGER DC INPUT TERMINALS - SWITCH CU-AL COMP LUG	#14-2/0 AWG
T/S LOAD(+)	POS(+) TEST / SYSTEM LOAD TERMINALS - CU-AL COMP LUGS	(2)#6-350 MCM
TEST LOAD(-)	NEG(-) TEST LOAD TERMINAL - CU-AL COMPRESSION LUG	#6-350 MCM
SYS LOAD(-)	NEG(-) SYSTEM LOAD TERMINAL - CU-AL COMPRESSION LUG	#6-350 MCM
GND	GROUND (TO CASSIS) TERMINAL - CU-AL COMPRESSION LUG	#14-1/0 AWG
A2-TB#	SIGNAL INTERFACE TERMINALS - SOLDERLESS COMP SCREW (SEE NOTE 1)	#22-14 AWG

2	-N/A-	070619	 THIRD ANGLE PROJECTION	TITLE DC SYSTEM WATCHDOG INTERNAL COMPONENT LAYOUT: STYLE-5054 ENCLOSURE		
1	-N/A-	112618		DRAWN BY KJB 082516 ELECTRONIC APPROVAL SIGNATURES MAINTAINED BY MFG ECN LOG	DRAWING No	JE5263-00
0	25683	082516	UNLESS OTHERWISE NOTED DIMENSIONS ARE IN INCHES. TOLERANCES ARE:	REV	2	
A	-N/A-	072616		SCALE	NTS	SALES No
REV	ECN No	DATE		SHEET	1 OF 1	